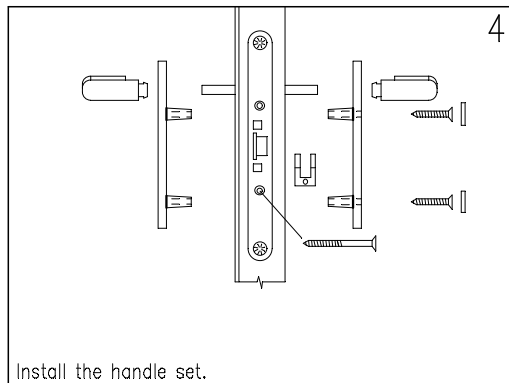

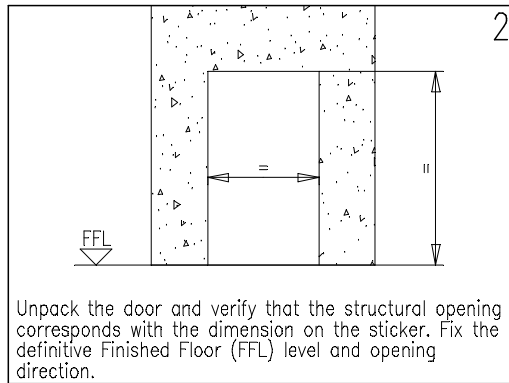
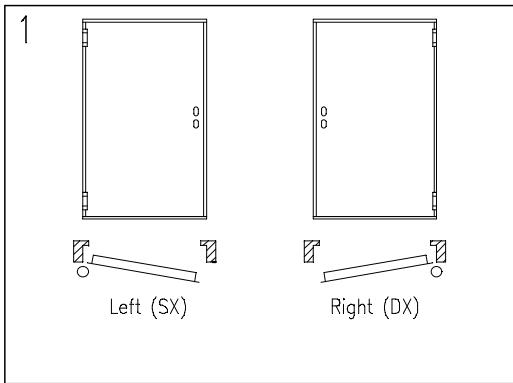


INSTALLATION HANDBOOK, APPLICATION AND MAINTENANCE FOR SINGLE LEAF-DOORS REVER

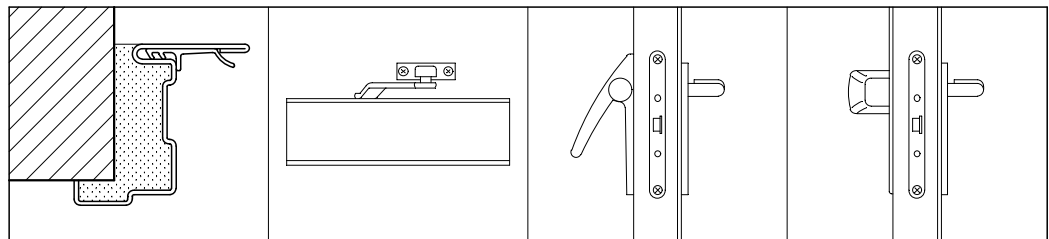
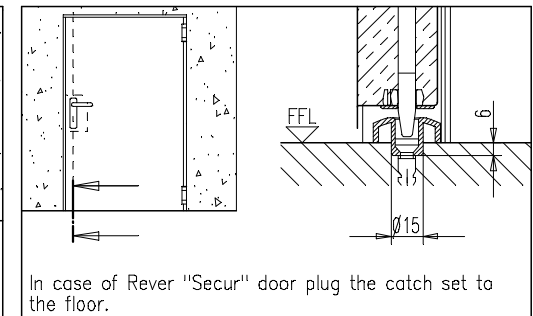
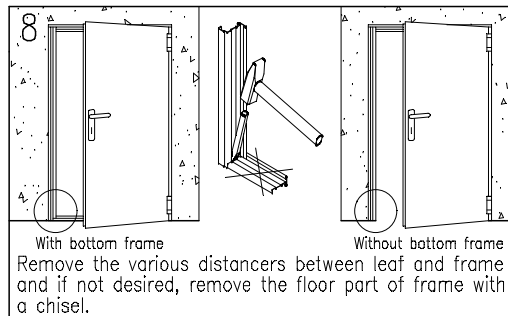
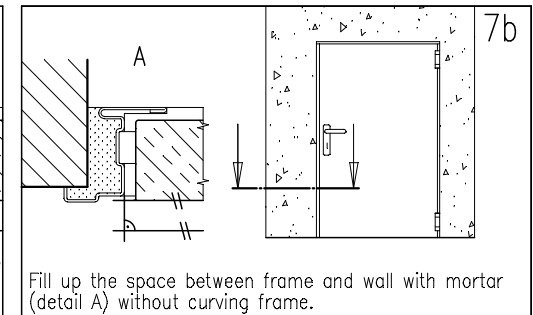
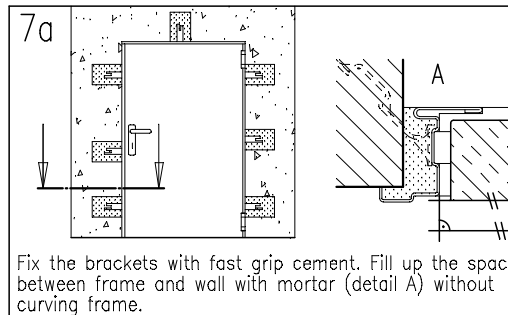
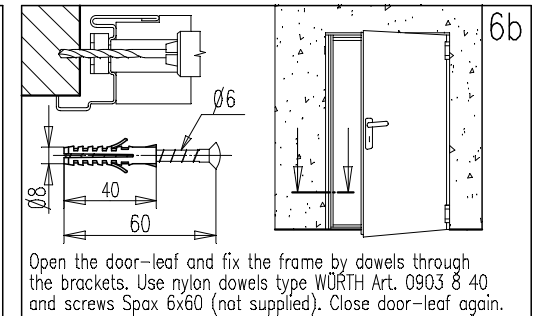
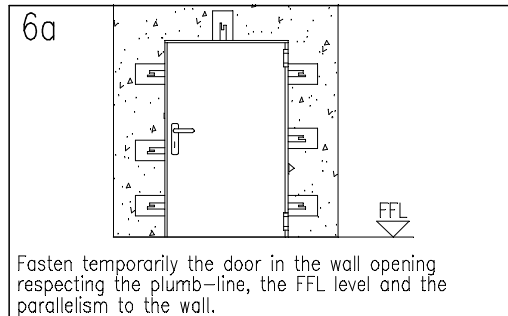
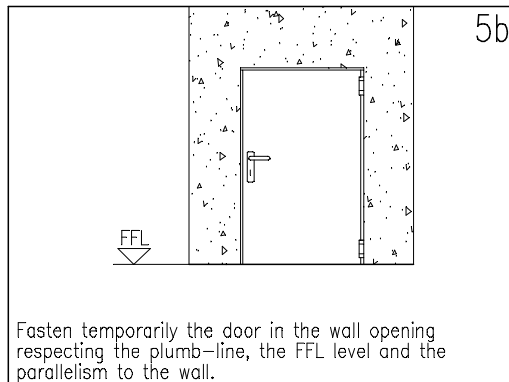
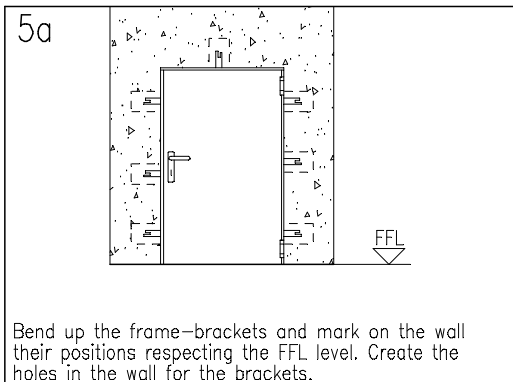
156-GB

5001016/2 - 01/09



WITH BRACKETS

WITH EXPANSION SCREWS



INSTALLATION HANDBOOK, APPLICATION AND MAINTENANCE FOR SINGLE LEAF DOORS REVER

I56-GB

GENERAL NOTES

LIABILITY: It is duty of the installer to follow the installation instructions in any detail.

FINISHINGS: the serial Rever color-door is finished with an epoxy-polyester powder paint oven-baked at 180° C. The surface is goffered and particulary resistant. In case an additional paint is desired we advise to follow these instructions:

- make smooth the surfaces with sandpaper and dust them
- give a first hand of opaque 2 components epoxide using the product ALCEA EPOX 5203 / 0059 (beige)
- finish the surfaces with enamels or paints to your choice.

CLEANING: the doors are supplied from the factory clean and packed. We suggest to use a clothe and soaped water only. Do not scratch the surfaces.

WARRANTY: the manufacturer gives warranty as per Italian law (C.C.1495). Any claim for missing or damaged goods have to be recorded by inserting a written remark in the delivery notes and must be notified the maximum within eight days from the date of materials receipt.

MAINTENANCE INSTRUCTIONS FOR REVER DOORSETS

All doors must be controlled to verify that there are no damages and that they close well. Controls must be done periodically to assure that door-leaf turns freely, that closing and opening devices are efficient and that doors close perfectly. Doors must be kept free from obstructions (Law 19.09.1994, No. 626, M.D. 10.03.1998).

Any 5.000 opening cycles but at least every 6 months the following operations shall be carried out:

- Lubricate hinges
- Lubricating the lock and the latch

For doors with three closing points more checks have to be done:

- Verify the regular working of the closing rods and lubricate their sliding paths
- Eliminate any dirt from the hole of the floor catch

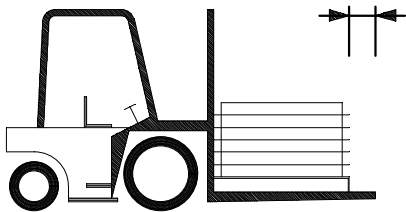
Verify the regular functionality of the doorset's accessories (handle, antipanic bar, overhead doorcloser etc.). Their mobile parts shall be lubricated, too.

In case of irregular functioning of the doorset or its accessories contact an authorized installer or replace the damaged accessories.

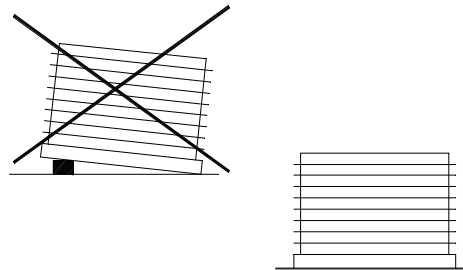
N.B. For lubrication use viscous products.

STORAGE INSTRUCTIONS:


It is duty of the company/person taking over the goods to store them in a suitable place so that they will be protected from the natural agents and from the direct sun rays. If during transportation or truck unloading it rains or snows on the goods it is necessary to remove immediately the nylon film from each leaf and frame, put the goods in vertical position to dry them appropriately. In case of external visible defects on doors, they have to be marked in the copy of the transportation document to be returned to the forwarder and notified to the manufacturer by registered mail within 48 hours. We remember that according to our general conditions intrinsic defects have to be notified to the manufacturer within 8 days from the delivery date by registered mail. Goods with defects never have be utilised or assembled, they should be stored at disposal for controls by the manufacturer appointed person.



Move the materials with appropriate means.



Store and handle the materials with care.



Assemble by qualified staff only.



Do not expose the materials to the natural agents.